



### District Report Card: 2017


<b>State:</b> Tripura	<b>District:</b> North Tripura
<b>Class:</b> 8	<b>Subject:</b> Mathematics
<b>Schools:</b> 50	<b>Students:</b> 892


### Participation/Coverage


#### Students

<div>GENDER</div> <div></div>	Boys		Girls	
	Number	%	Number	%
	375	42.04	517	57.96

<div>AREA</div> <div></div>	Rural		Urban	
	Number	%	Number	%
	759	85.09	133	14.91

<div>CATEGORY</div> <div></div>	SC		ST		OBC		GEN	
	Number	%	Number	%	Number	%	Number	%
	185	20.74	164	18.39	260	29.15	283	31.73

<div>CWSN</div> <div></div>	LD	VI	HI	S&LD	ID	Oth
	2	1	0	0	0	0

<div>Management</div> <div></div>	Government		Government-aided	
	Number	%	Number	%
	861	96.52	31	3.48

### Average Performance of Students in Mathematics (%)

Overall	Gender		Area		Management		Social Group			
	Male	Female	Rural	Urban	Govt.	Aided	SC	ST	OBC	GEN
36.05	36.94	35.41	35.99	36.44	36.37	27.31	32.25	33.78	38.90	37.24

## Performance on Learning Outcomes (LOs)

Learning Outcomes	Description	Average Performance(%)
M601	Solves problems involving large numbers by applying appropriate operations	35.59
M606	Solves problems on daily life situations involving addition and subtraction of fractions / decimals	33.19
M620	Finds out the perimeter and area of rectangular objects in the surroundings like floor of the class room, surfaces of a chalk box etc.	33.70
M621	Arranges given/collected information in the form of table, pictograph and bar graph and interprets them	35.37
M702	Interprets the division and multiplication of fractions	28.81
M705	Solves problems related to daily life situations involving rational numbers	28.70
M706	Uses exponential form of numbers to simplify problems involving multiplication and division of large numbers	26.04
M707	Adds/subtracts algebraic expressions	47.98
M710	Solves problems related to conversion of percentage to fraction and decimal and vice versa	18.66
M717	Finds out approximate area of closed shapes by using unit square grid/graph sheet	34.72
M719	Finds various representative values for simple data from her/his daily life contexts like mean, median and mode	49.93
M721	Interprets data using bar graph	50.69
M801	Generalizes properties of addition, subtraction, multiplication and division of rational numbers through patterns	24.88
M802	Finds rational numbers between two given rational numbers	38.25
M803	Proves divisibility rules of 2, 3, 4, 5, 6, 9 and 11	35.37
M804	Finds squares, cubes, square roots and cube roots of numbers using different methods	34.56
M808	Uses various algebraic identities in solving problems of daily life	52.53
M812	Verifies properties of parallelogram and establishes the relationship between them through reasoning	29.56
M818	Finds surface area and volume of cuboidal and cylindrical object	26.50
M819	Draws and interprets bar charts and pie charts	42.15

Range of Performance of Students who Answered Correctly							
Below 30%		30% - 50%		50% - 75%		Above 75%	
Number	%	Number	%	Number	%	Number	%
375	42.04	332	37.22	160	17.94	25	2.80

## Lowest Performing Learning Outcomes (LOs)

- 1 - Solves problems related to conversion of percentage to fraction and decimal and vice versa (18.66)
- 2 - Generalizes properties of addition, subtraction, multiplication and division of rational numbers through patterns (24.88)
- 3 - Uses exponential form of numbers to simplify problems involving multiplication and division of large numbers (26.04)

4 - Finds surface area and volume of cuboidal and cylindrical object (26.50)

5 - Solves problems related to daily life situations involving rational numbers (28.70)